

Scaled data based on original data using  
LM-79-08 Approved Method: Electrical and Photometric Measurements of Solid-  
State Lighting Products

Test Report Prepared for  
Cooper Lighting Solutions  
(formerly Eaton)

Brand: STREETWORKS

Report Number: P322457

Luminaire Tested: **GAN-SA3D-722-U-T3-HSS**

Issue Date: 3/3/2020

**Test Information**

Test Method: LM-79-08  
Report Number: P322457  
TEST IS SCALED FROM IESNA LM-79-08 TEST DATA (G2-1903-205-15)  
Test Lab: INNOVATION CENTER  
Issue Date: 3/3/2020  
Manufacturer: COOPER LIGHTING SOLUTIONS (FORMERLY EATON)  
Product Line: STREETWORKS  
Catalog Number: GAN-SA3D-722-U-T3-HSS  
Description: GALLEON AREA AND ROADWAY LUMINAIRE  
(3) 70 CRI, 2200K, 1200mA LIGHTSQUARES WITH 16 LEDS EACH AND TYPE III OPTICS WITH HOUSE SIDE SHIELD  
Light Source: -  
Ballast/Driver: ELECTRONIC DRIVER

**Summary**

Lumens per Lamp: N/A  
Luminaire Lumens: 12690 lumens  
Efficiency: N/A  
Efficacy: 66.4 lumens/watt  
Luminous Opening: Rectangular (W 1' x L: 1' x H: 0')  
IES Classification: Type III - Short  
BUG Rating: B1 - U0 - G2

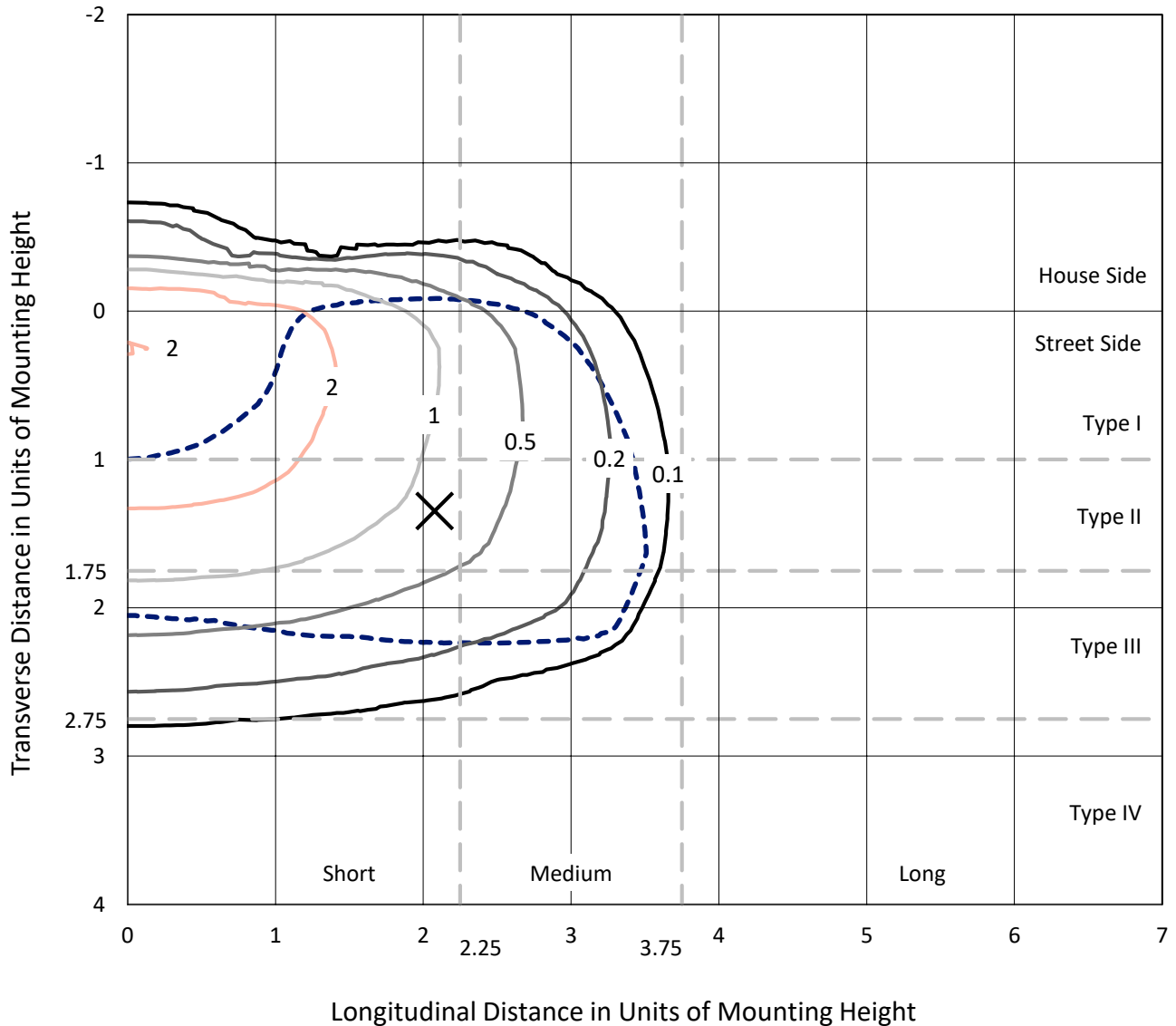
Input Watts (W): 191  
Input Voltage (V): NR  
Input Current (Ain): NR  
Voltage Rise (V): NR  
Power Factor: NR  
Total Harmonic Distortion (THDi): NR  
Frequency (hertz): 60  
Stabilization Time: NR  
Operation Time: NR  
Ambient Temperature (°C): NR  
Test Distance: 24 FT



REPORT NUMBER: P322457  
 CATALOG NUMBER: GAN-SA3D-722-U-T3-HSS

### Iso-Footcandle Lines of Horizontal Illumination

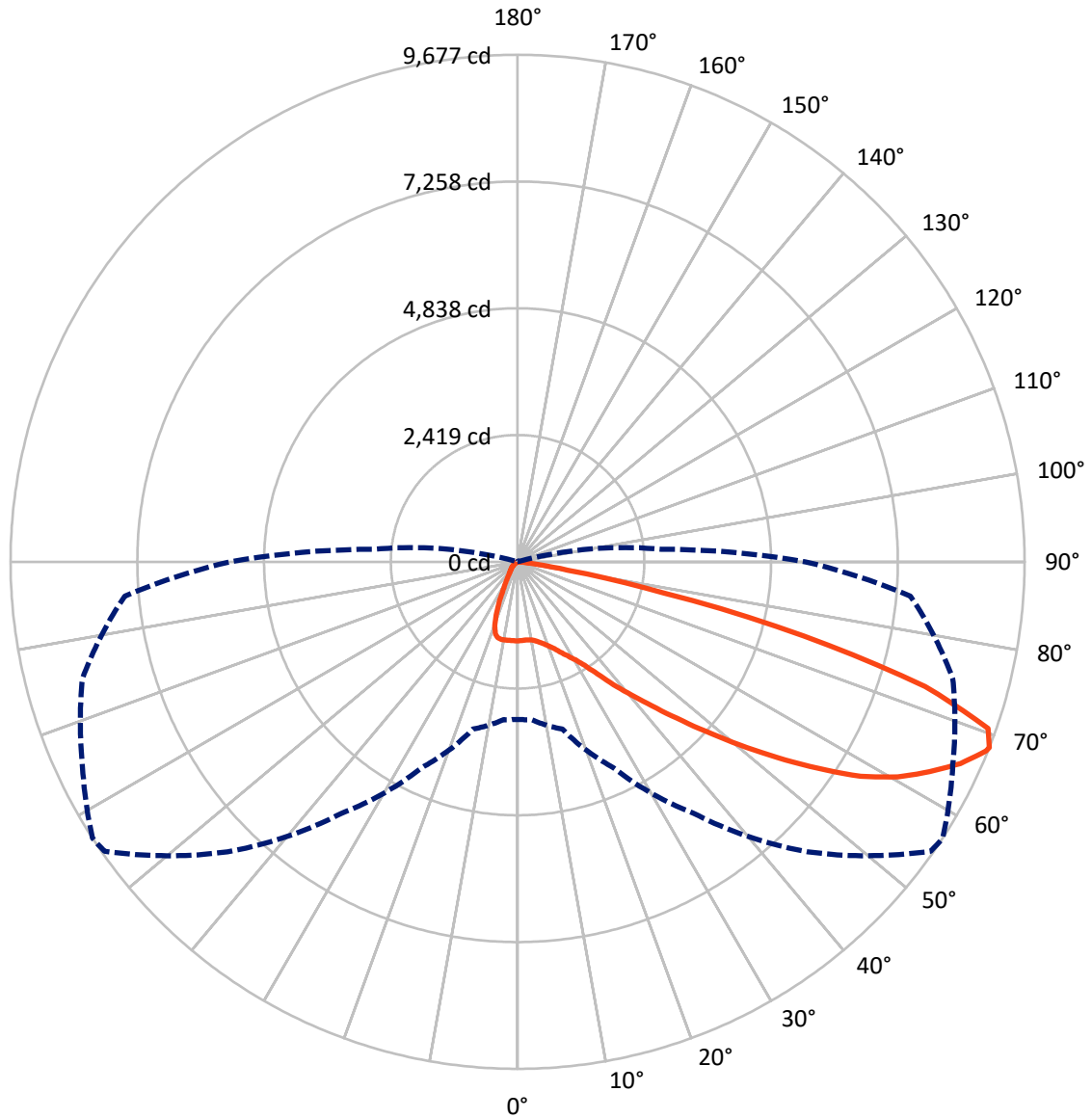
✕ Max cd  
 - - - 1/2 Max cd



Based on 25 foot mounting height. Maximum calculated value = 3.1 fc  
 Type III - Short - N/A

REPORT NUMBER: P322457  
CATALOG NUMBER: GAN-SA3D-722-U-T3-HSS

### Luminous Intensity Polar Plot



— Vertical Plane Through 57-Deg Lateral      - - - Horizontal Cone Through 68-Deg Vertical

REPORT NUMBER: P322457  
 CATALOG NUMBER: GAN-SA3D-722-U-T3-HSS

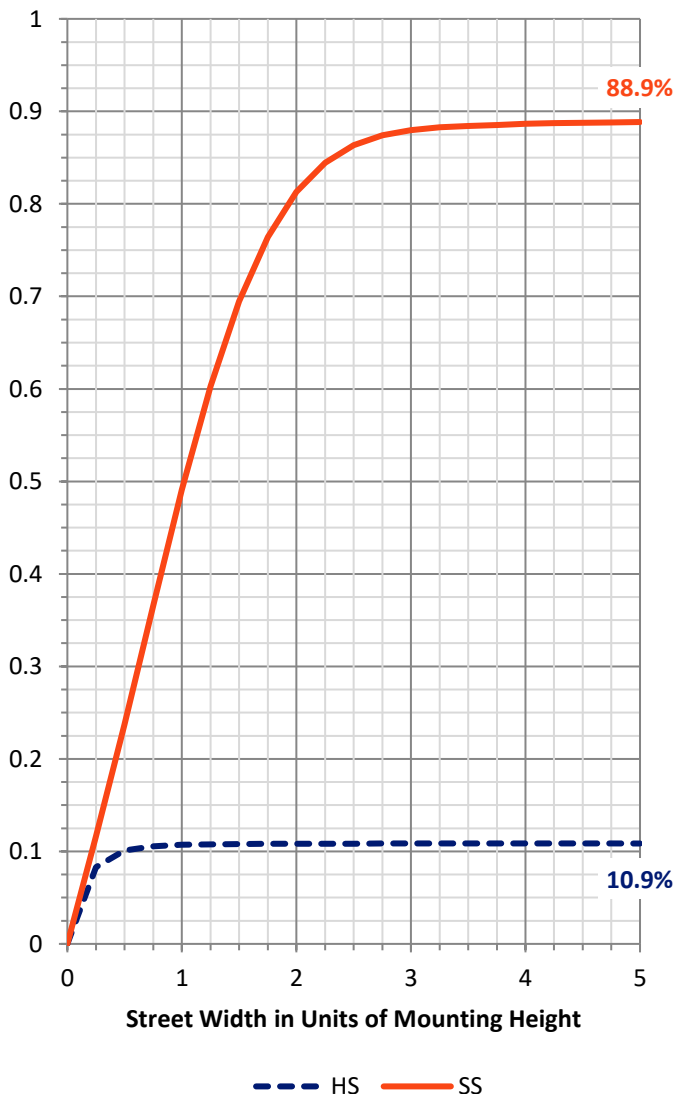
**FLUX DISTRIBUTION:**

		Downward	Upward	Total
<b>House Side</b>	Lumens	1391.5	0.0	1391.5
	% Fixture	11.0	0.0	11.0
<b>Street Side</b>	Lumens	11298.5	0.0	11298.5
	% Fixture	89.0	0.0	89.0
<b>Total</b>	Lumens	12690.0	0.0	12690.0
	% Fixture	100.0	0.0	100.0

**ZONAL LUMENS:**

Zone	Lumens	% Fixture
0°-10°	141.1	1.1
10°-20°	391.0	3.1
20°-30°	674.6	5.3
30°-40°	1164.3	9.2
40°-50°	1991.6	15.7
50°-60°	3186.4	25.1
60°-70°	3681.5	29.0
70°-80°	1406.8	11.1
80°-90°	52.7	0.4
90°-100°	0.0	0.0
100°-110°	0.0	0.0
110°-120°	0.0	0.0
120°-130°	0.0	0.0
130°-140°	0.0	0.0
140°-150°	0.0	0.0
150°-160°	0.0	0.0
160°-170°	0.0	0.0
170°-180°	0.0	0.0
0°-90°	12690.0	100.0
0°-180°	12690.0	100.0

**Coefficient of Utilization**



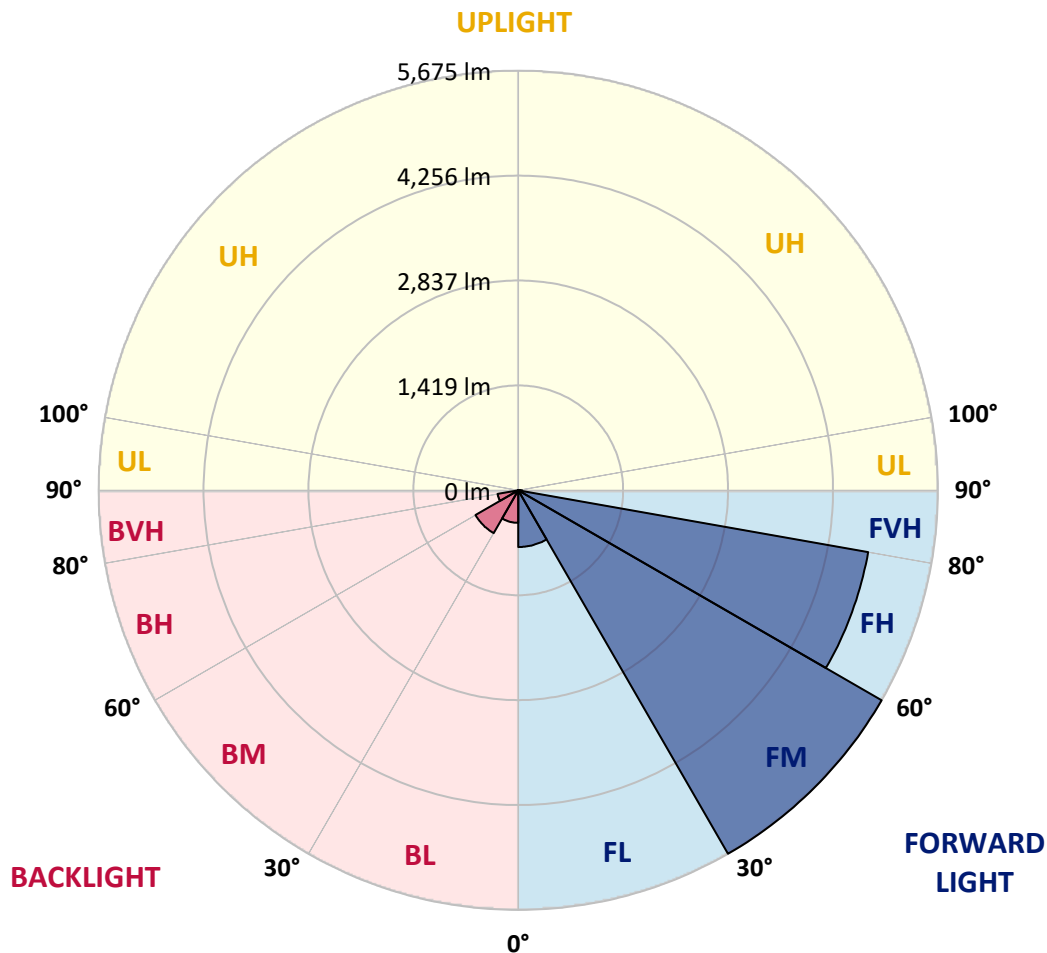
REPORT NUMBER: P322457  
 CATALOG NUMBER: GAN-SA3D-722-U-T3-HSS

**LUMINAIRE CLASSIFICATION SYSTEM LUMEN TABLE AND BUG RATING:**

Zone	Lumens	% Fixture	Zone Rating/Lumen Limit		
			B	U	G
FL (0°-30°)	767.0	6.0			
FM (30°-60°)	5674.9	44.7			
FH (60°-80°)	4804.8	37.9			G2/5000
FVH (80°-90°)	51.8	0.4			G1/100
BL (0°-30°)	439.8	3.5	B1/500		
BM (30°-60°)	667.4	5.3	B1/1000		
BH (60°-80°)	283.4	2.2	B1/500		G1/500
BVH (80°-90°)	1.0	0.0			G0/10
UL (90°-100°)	0.0	0.0		U0/0	
UH (100°-180°)	0.0	0.0		U0/0	

**BUG Rating: B1-U0-G2**

Type III Short





REPORT NUMBER: P322457

CATALOG NUMBER: GAN-SA3D-722-U-T3-HSS

**CANDELA DISTRIBUTION (FULL):**

	0°	5°	15°	25°	35°	45°	55°	57°	65°	75°	85°
0°	1507.9	1507.9	1507.9	1507.9	1507.9	1507.9	1507.9	1507.9	1507.9	1507.9	1507.9
2.5°	1472.5	1479.1	1483.9	1486.9	1490.5	1498.3	1500.7	1504.3	1506.1	1506.1	1510.3
5°	1414.3	1421.5	1431.7	1440.1	1456.9	1478.5	1494.1	1500.1	1510.9	1520.5	1525.9
7.5°	1360.3	1368.7	1380.7	1400.5	1429.3	1464.1	1496.5	1504.9	1525.9	1546.3	1556.5
10°	1325.5	1332.1	1347.7	1375.9	1413.7	1462.3	1507.9	1518.1	1554.1	1588.3	1607.5
12.5°	1313.5	1319.5	1335.7	1367.5	1414.3	1471.3	1534.3	1549.3	1602.1	1651.9	1678.9
15°	1330.9	1332.1	1349.5	1379.5	1425.7	1493.5	1578.1	1596.1	1662.7	1727.5	1761.1
17.5°	1398.1	1392.7	1401.7	1414.9	1451.5	1522.9	1624.3	1651.3	1740.1	1816.3	1848.1
20°	1566.1	1566.1	1545.7	1509.7	1510.3	1568.5	1686.7	1717.3	1825.9	1914.1	1942.9
22.5°	1853.5	1848.1	1807.3	1719.1	1638.1	1647.1	1762.9	1802.5	1929.1	2023.3	2032.9
25°	2199.2	2192.6	2129.6	2005.3	1864.9	1774.3	1866.1	1911.7	2052.1	2135.6	2115.7
27.5°	2565.2	2559.8	2497.4	2343.2	2143.4	1977.1	1989.1	2032.3	2177.6	2259.8	2196.8
30°	2919.8	2921.6	2859.8	2701.4	2475.2	2235.8	2145.2	2170.4	2299.4	2382.8	2292.8
32.5°	3257.0	3259.4	3206.0	3029.0	2817.8	2536.4	2361.2	2354.6	2441.0	2523.2	2420.0
35°	3557.7	3563.7	3527.0	3389.6	3165.8	2871.2	2641.4	2625.8	2642.0	2735.0	2615.0
37.5°	3847.5	3851.1	3823.5	3707.7	3520.4	3239.0	2995.4	2973.2	2938.4	3009.8	2872.4
40°	4164.9	4155.9	4124.1	4019.1	3858.3	3645.3	3375.8	3337.4	3276.8	3340.4	3210.8
42.5°	4460.1	4449.9	4455.3	4336.5	4200.9	4062.9	3819.3	3753.3	3717.9	3791.1	3626.1
45°	4829.1	4823.7	4841.7	4738.5	4628.7	4528.5	4327.5	4255.5	4239.9	4325.7	4128.3
47.5°	5193.4	5206.6	5262.4	5218.6	5174.2	5086.0	4865.7	4833.3	4842.9	4946.7	4658.1
50°	5497.0	5512.6	5665.6	5716.0	5780.2	5728.6	5507.8	5488.0	5525.8	5619.4	5228.2
52.5°	5716.6	5748.4	5938.6	6170.8	6404.9	6439.7	6219.4	6201.4	6252.4	6266.8	5668.6
55°	5869.0	5897.2	6112.6	6537.5	7013.9	7163.9	7027.1	6957.5	6947.9	6805.7	6131.8
57.5°	5896.0	5893.0	6202.6	6774.5	7491.5	7878.6	7792.2	7723.7	7526.9	7303.7	6662.9
60°	5743.6	5761.0	6120.4	6856.7	7791.6	8419.2	8425.8	8337.0	8030.4	7788.0	7177.7
62.5°	5274.4	5345.2	5708.2	6641.3	7788.0	8637.0	8890.2	8822.4	8455.8	8184.6	7699.7
65°	4513.5	4538.7	4884.9	5903.2	7261.7	8545.8	9308.5	9283.3	8839.2	8569.8	7968.0
67.5°	3296.0	3241.4	3605.1	4648.5	6148.0	8014.2	9608.5	9640.3	9135.0	8649.0	7682.3
68°	3008.0	3024.2	3307.4	4338.3	5856.4	7826.4	9628.3	9676.9	9164.4	8597.4	7526.3
70°	1792.9	1824.1	2076.7	2987.0	4455.3	6763.7	9414.7	9525.7	8989.2	8065.2	6509.9
72.5°	457.8	495.0	733.9	1336.9	2544.8	4765.5	7947.6	8135.4	7804.8	6542.9	4394.7
75°	188.4	198.0	262.2	440.4	948.1	2147.0	5238.4	5640.4	5410.6	3917.1	1986.1
77.5°	130.2	136.8	168.6	244.2	410.4	727.9	2568.2	2858.6	2575.4	1336.9	433.2
80°	93.6	99.0	120.6	162.6	235.8	259.8	837.1	967.9	768.7	293.4	107.4
82.5°	55.8	60.0	90.0	115.8	143.4	124.2	208.2	236.4	222.6	145.8	48.0
85°	27.6	32.4	60.6	82.8	77.4	52.2	63.6	70.8	87.6	88.8	25.8
87.5°	1.8	3.6	35.4	49.8	21.6	12.0	18.6	22.8	31.2	43.8	10.8
90°	0.0	0.0	0.0	0.0	0.0	0.0	0.0	0.0	0.0	0.0	0.0



REPORT NUMBER: P322457  
 CATALOG NUMBER: GAN-SA3D-722-U-T3-HSS

**CANDELA DISTRIBUTION (continued):**

	90°	95°	105°	115°	125°	135°	145°	155°	165°	175°	180°
0°	1507.9	1507.9	1507.9	1507.9	1507.9	1507.9	1507.9	1507.9	1507.9	1507.9	1507.9
2.5°	1512.1	1512.7	1508.5	1506.7	1507.9	1500.7	1497.7	1498.9	1498.9	1500.7	1497.7
5°	1527.1	1527.1	1519.9	1510.3	1504.9	1491.1	1482.1	1479.7	1477.9	1476.7	1474.3
7.5°	1559.5	1555.9	1543.3	1522.3	1504.3	1474.3	1451.5	1439.5	1433.5	1431.1	1429.3
10°	1611.7	1605.1	1584.1	1545.1	1503.7	1450.3	1400.5	1365.1	1335.7	1323.7	1316.5
12.5°	1681.9	1672.3	1636.9	1572.1	1499.5	1401.1	1293.1	1189.3	1092.7	1053.1	1033.3
15°	1762.9	1749.1	1693.3	1594.9	1474.9	1290.1	1055.5	873.7	739.9	689.4	667.8
17.5°	1845.1	1827.1	1742.5	1609.3	1401.1	1060.3	740.5	559.2	469.8	445.8	437.4
20°	1927.9	1901.5	1785.1	1598.5	1234.3	764.5	488.4	408.6	382.8	375.6	373.2
22.5°	2006.5	1965.7	1823.5	1556.5	977.5	513.0	386.4	361.2	352.8	348.6	347.4
25°	2074.9	2017.9	1857.1	1426.9	691.8	387.6	348.0	339.6	328.8	321.0	321.6
27.5°	2139.2	2070.1	1877.5	1213.3	461.4	331.2	322.2	310.8	291.0	279.6	279.6
30°	2216.6	2139.8	1892.5	933.7	339.6	292.8	285.6	268.2	241.2	226.2	226.2
32.5°	2333.0	2245.4	1882.9	655.2	281.4	257.4	240.6	216.6	187.2	172.8	172.2
35°	2511.2	2408.6	1814.5	429.6	248.4	223.8	196.8	167.4	141.6	129.6	129.0
37.5°	2751.2	2627.0	1660.9	307.2	222.6	192.6	160.2	127.8	108.6	100.8	100.2
40°	3062.6	2880.8	1441.3	249.0	198.6	162.6	123.6	99.0	85.8	79.8	80.4
42.5°	3436.4	3152.6	1177.9	214.8	175.2	133.8	96.6	78.0	69.6	65.4	64.2
45°	3851.7	3420.8	901.9	191.4	151.8	108.0	75.6	61.8	55.2	52.8	52.8
47.5°	4308.3	3681.9	660.0	171.0	126.6	83.4	60.6	50.4	45.0	43.2	42.6
50°	4722.9	3863.1	475.8	149.4	103.8	66.0	49.2	42.0	38.4	36.0	36.0
52.5°	5068.6	3920.1	350.4	126.0	84.0	52.8	40.8	36.0	32.4	30.6	30.6
55°	5372.8	3896.7	260.4	103.8	67.8	43.2	34.8	30.6	27.6	25.8	25.8
57.5°	5664.4	3821.1	194.4	84.6	54.6	34.8	29.4	25.8	22.8	21.6	21.6
60°	5902.6	3695.1	144.6	68.4	43.8	28.2	24.6	21.0	18.6	16.8	16.8
62.5°	6095.8	3555.9	106.2	56.4	34.8	22.2	19.2	17.4	13.8	12.0	12.0
65°	6097.0	3324.8	79.8	46.8	27.0	17.4	14.4	13.8	9.0	7.2	6.6
67.5°	5656.0	2866.4	61.2	40.2	21.0	13.2	10.8	11.4	4.8	3.0	2.4
68°	5495.8	2750.0	57.6	39.6	19.8	12.6	10.2	11.4	4.2	2.4	1.8
70°	4633.5	2187.8	46.2	38.4	17.4	9.6	8.4	11.4	3.6	1.8	1.2
72.5°	2963.6	1269.7	34.2	30.6	13.2	7.2	5.4	10.2	3.6	1.2	0.6
75°	1261.3	393.6	23.4	21.6	7.8	5.4	3.6	6.6	2.4	0.6	0.0
77.5°	265.8	88.8	13.8	13.2	5.4	3.6	2.4	1.8	0.6	0.0	0.0
80°	68.4	25.8	7.2	6.6	3.0	1.8	1.2	0.0	0.0	0.0	0.0
82.5°	21.6	10.2	4.2	3.0	1.2	0.0	0.0	0.0	0.0	0.0	0.0
85°	10.8	6.0	2.4	1.2	0.0	0.0	0.0	0.0	0.0	0.0	0.0
87.5°	6.0	1.8	0.6	0.0	0.0	0.0	0.0	0.0	0.0	0.0	0.0
90°	0.0	0.0	0.0	0.0	0.0	0.0	0.0	0.0	0.0	0.0	0.0

(END OF REPORT)